

SIGNATURE PROLINE™

6 BURNER BUILT-IN BARBECUE WITH SLIM LINE LID



EVEN HEAT DISTRIBUTION

6 powerful burners totalling 71mj ensure thorough heating results every time.

Control each individual burner to suit multiple foods.

FLAME FAILURE

A flame failure device is fitted to each burner and provides comfort and peace of mind. In the event that the flame is extinguished by heavy winds, this device shuts off the gas supply to prevent excess gas release. (selected models only)

RUST RESISTANT CAST IRON

Porcelain enamel coated cast iron grill and flat plates, provide an easy to clean and rust resistant surface.

INTENSIVE CLEANING CYCLE


When the cast plates are extremely greasy, the intensive cleaning cycle can renew them without effort.

Simply place all burners on BOOST for 30 minutes and the intensive heat will turn the grease to ash which can then be wiped away. (BOOST is a preheat or cleaning option ONLY. Temperatures can quickly reach in excess of 400°C)



Oil Management System

- Effective front positioning
- Simple to remove for cleaning



Heat retention & fast heat up

- Boost option for preheat
- Powerful burners for quick heat up



Laser etched graphics

- Permanent indicators
- Precision markings for better control



Large cooking area

- Perfect blend of grill and flat surfaces
- Total 3570cm² cooking space

SIGNATURE PROLINE™

6 BURNER BUILT-IN BARBECUE WITH SLIM LINE LID



BSL156SANG / BSL158SANG

Designer elements

6 burners - 11.8MJ each

3570cm² total cooking area

304 grade stainless steel

Rust free cast iron furniture

Oil management system

7mm proud fit installation

Intensive cleaning cycle

Laser etched graphics

Electronic battery ignition (1x AA battery)

Manual light and viewing gap

LPG kit included

Total weight - 54.5kg



BSL156SANG

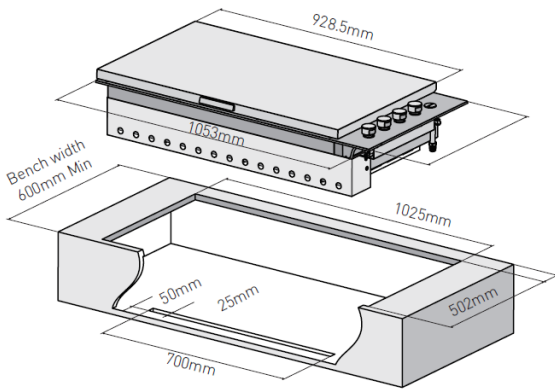
Without flame failure

BSL158SANG

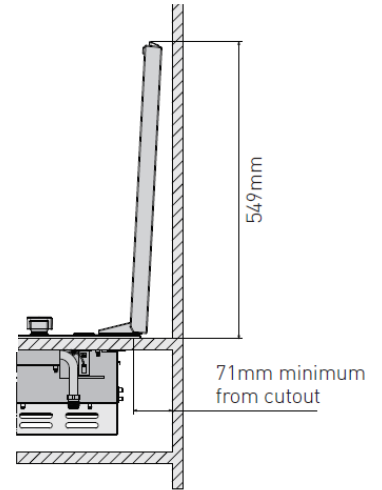
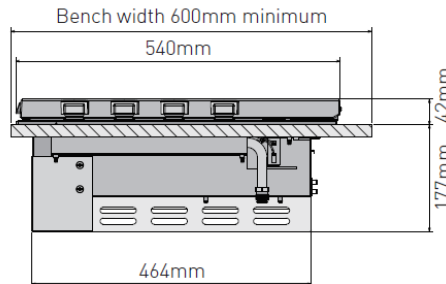
With flame failure

SIGNATURE PROLINE™

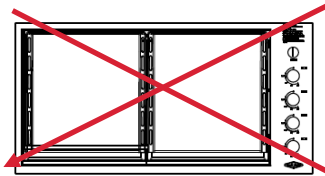
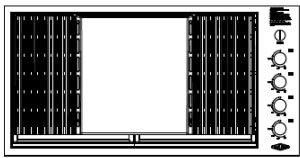
Technical Specifications



Alternate vent location in base of enclosure
(front panel cut away for clarity)



Preferred configuration



Not suitable for flushmount installation

Please note: Dimensions are to be used as a guide only. All customers MUST refer to the user manual supplied with the product for detailed installation instructions. .

OPTIONAL ACCESSORIES



ALL WEATHER COVER

BACS201A

RRP \$99

Keeps your BBQ protected from the elements, all year round.

Whether in use or stored away for a sunny day, your BBQ area will always look stylish and blend seamlessly with outdoor surrounds.



GRILLING PACK

BACS102A

RRP \$199

Configure your BBQ to suit your needs with this full grill option.

Grilling Pack includes 2 cast iron grills and 4 flame tamers.



TRIM KIT

BACS100A

RRP \$349

Complete your alfresco space by installing a heavy duty 304 stainless steel grade trim around your BBQ.

SIGNATURE PROLINE BARBECUE COME WITH A 24 MONTH MANUFACTURERS WARRANTY

Stainless steel burner box - additional 23 years

Stainless steel and brass burners - additional 3 years

Cast iron plates - additional 1 year