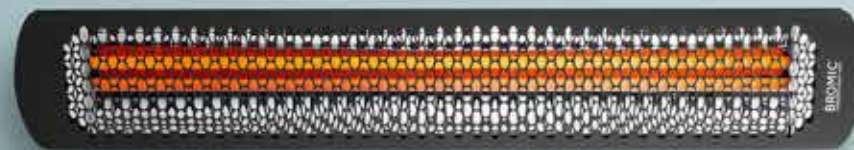


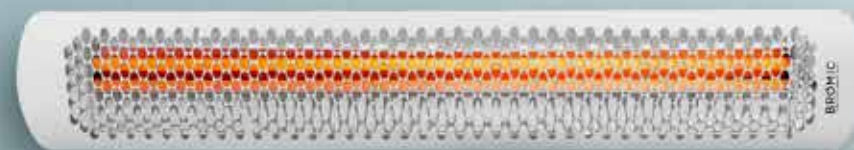
TUNGSTEN SMART-HEAT™ ELECTRIC

Our Tungsten Smart-Heat™ Electric series offers high performance radiant heating to outdoor and semi-enclosed spaces alike, with an industrial design style. It also boasts a high-temperature coating to suit all environments. With a stainless-steel construction, its durable element will emit a soft red glow to create a warm ambience in your space.



2000W / 3000W / 4000W / 6000W
BLACK

4000W & 6000W
WHITE



SPECIFICATIONS

Reference the specification guide below to help you select the correct solution for your needs.

MODEL NUMBER	2000 SERIES	3000 SERIES	4000 SERIES	6000 SERIES
PRODUCT CODE	BH0420030	BH0420031	BH0420032 BH0420012	BH0420033 BH0420013
FUEL TYPE	ELECTRIC	ELECTRIC	ELECTRIC	ELECTRIC
COLOUR	BLACK	BLACK	BLACK WHITE	BLACK WHITE
HEAT AREA	65FT ²	100FT ²	130FT ²	160FT ²
RATED CURRENT **	240V/8.3A 208V/9.62A 277V/7.22A	240V/12.5A 208V/14.42A 277V/10.83A	240V/16.6A 208V/19.23A 277V/14.44A	240V/25A 208V/28.85A 277V/21.66A
MINIMUM FLOOR CLEARANCE	WALL 72" CEILING 96"		WALL 72" CEILING 96"	

MOUNTING OPTIONS

CEILING MOUNT	✓	✓	✓	✓
CEILING RECESS KIT PRODUCT CODES	BH8180010	BH8180011	BH8180010	BH8180011
WALL MOUNT	✓	✓	✓	✓
RECESSED FLUSH MOUNT***	✓	✓	✓	✓
CEILING POLE MOUNT	✓	✓	✓	✓
TUBE SUSPENSION KIT (36") PRODUCT CODE	BH8180012			
FREESTANDING	-	-	-	-

CONTROL OPTIONS

ON OFF	✓	✓	✓	✓
ON OFF PRODUCT CODE	BH3130010-1			
DIMMER	✓	✓	✓	✓
DIMMER PRODUCT CODE	BH3130011-1			
MASTER REMOTE *	✓	✓	✓	✓

Measurements displayed within this document are minimum requirements for installation. Broic takes no responsibility for incorrect or non-compliant installations. All measurement in this document are displayed in inches.

* Control up to six zones of heaters with unlimited heaters per zone from a single control. Works with dimming and on/off controllers. Control operates within 100ft of heaters.

** Available in varying voltages: 240V, 208V and 277V

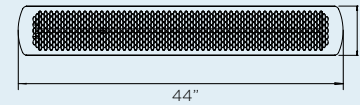
*** Black models only

DIMENSIONS

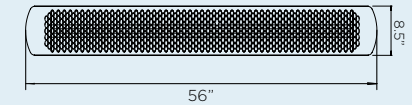
With a wide range of sizes available, find the ideal heater to suit your outdoor space.

PROFILE

2000W & 4000W

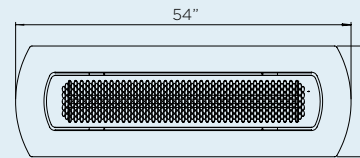


3000W & 6000W

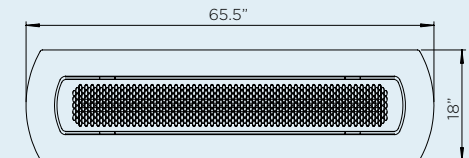


CEILING RECESS

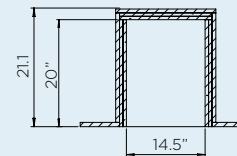
CEILING RECESS FRAME 2000W & 4000W



CEILING RECESS FRAME 3000W & 6000W

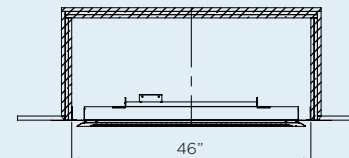


CEILING RECESS

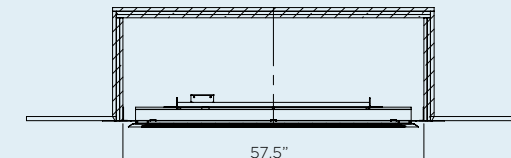


MINIMUM CEILING CAVITY

2000W & 4000W



3000W & 6000W



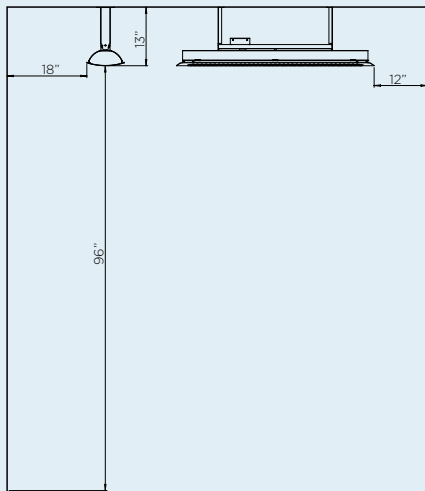
MOUNT OPTIONS

With a wide array of mounting options, Bromic offers solutions to complete any decor and provide functionality for ambiance and comfort.

CEILING & WALL MOUNT


CEILING MOUNT CLEARANCE

4000W & 6000W

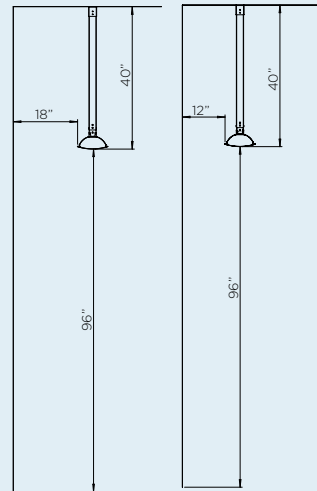


CEILING POLE CLEARANCE

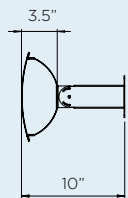
4000W & 6000W



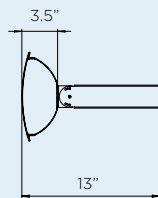
2000W & 3000W



WALL BRACKET



2000W & 3000W

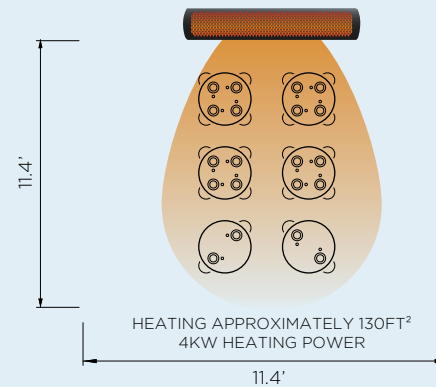
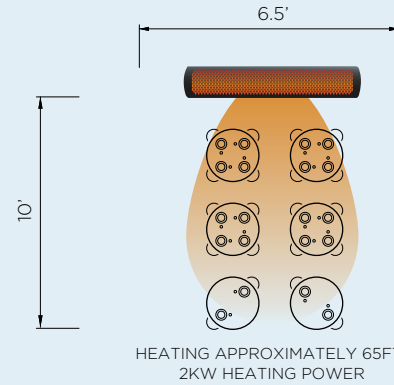


4000W & 6000W

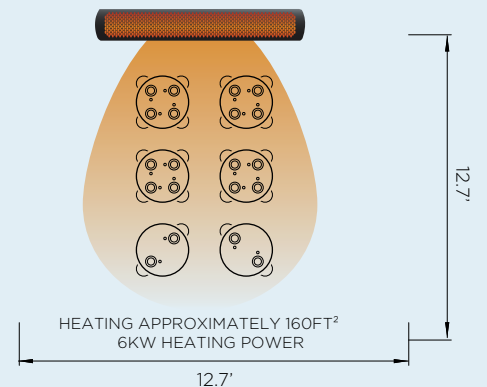
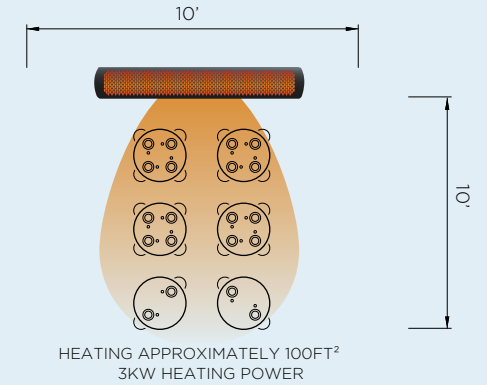
HEATING REACH

Creating ideal comfort levels, Bromic heaters offer a variety of heat distribution to suit your outdoor heating needs.

2000W & 4000W SERIES



3000W & 6000W SERIES



CONTROL OPTIONS



ON | OFF CONTROL



DIMMER CONTROL



MASTER REMOTE



EXTEND YOUR COMFORT OUTDOORS
WITH THE SUPERIOR HEAT AND
AWARD-WINNING DESIGN OF OUR
SMART-HEAT™ OUTDOOR HEATERS.

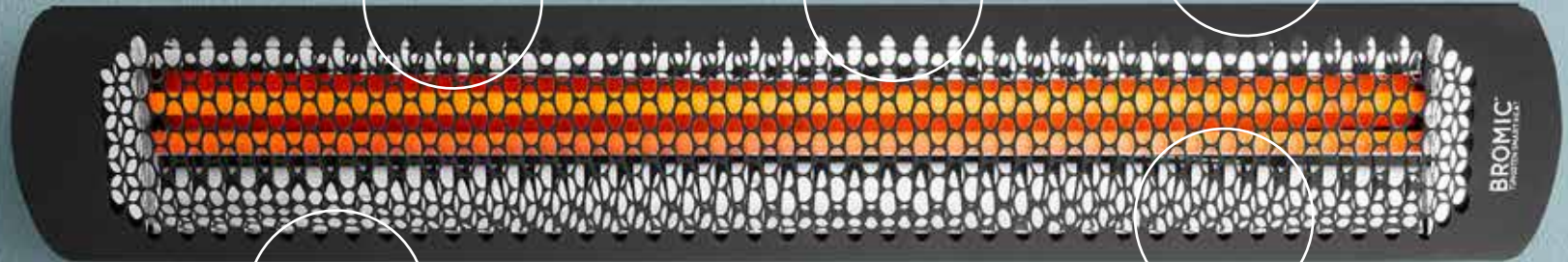
HIGH PERFORMANCE

Matte Finish Stainless-Steel construction

TOTAL MOUNTING FLEXIBILITY

ANGLE BRACKET

Provides precise directional heat



PATENTED PERFORMANCE

Superior wind resistance

UNIQUE DESIGN

Honeycomb fascia facilitates precise heat distribution

[BROMIC.COM/HEAT](https://www.bromic.com/heat)

ASIA PACIFIC | NORTH AMERICA | EUROPE

Bromic pursues a policy of continuing improvement in design and performance of its products. The right is therefore reserved to vary specifications without notice.