

GALAXY



The Gasmate Galaxy BBQ Series

Allows you to create your own stunning outdoor kitchen and entertaining area

Search
Gasmate Galaxy
BBQ for more
information





GALAXY BBQ SERIES



PREMIUM #304 GRADE STAINLESS STEEL FINISH WITH PREMIUM RUST PROTECTION



STAINLESS STEEL HOTPLATE AND GRILL WITH STAINLESS STEEL FLAME TAMERS AND CAST IRON BURNERS



POWERFUL COMBINED OUTPUT OF 100MJ/h (INCLUDING SIDE AND REAR BURNER)



CONVENIENT INTERNAL
LIGHTS, LEDs ABOVE
KNOBS AND ELECTRONIC
IGNITION




MODULES - CUPBOARD,
SINK, DRAWERS AND
FRIDGE TOPS
AVAILABLE



SINK MODULE WITH
INTERCHANGEABLE
SINK TOP

the outdoors made easy



GALAXY BBQ SERIES



the outdoors made easy



- #304 GRADE STAINLESS STEEL BBQ
- SUPPLIED FULLY ASSEMBLED
- #304 GRADE STAINLESS STEEL HOOD WITH GLASS VIEWING WINDOW
- INTEGRATED HIGH OUTPUT SIDE BURNER
- TEMPERATURE GAUGE AND COOL TOUCH HANDLE
- ELECTRONIC IGNITION FOR EFFORTLESS LIGHTING
- STAINLESS STEEL HOTPLATE AND GRILLS
- CAST IRON BURNERS WITH INDIVIDUAL CONTROLS
- STAINLESS STEEL FLAME TAMERS FOR EVEN HEAT DISTRIBUTION
- CERAMIC REAR BURNER FOR HEALTHY ROTISSERIE COOKING
- COMPLETE WITH STAINLESS STEEL WARMING RACK
- TWO CONVENIENT INTERNAL LIGHTS AND BLUE LEDs ABOVE CONTROL KNOBS
- CONVENIENT SLIDE-OUT CYLINDER STORAGE
- LOCKING CASTORS
- DIMENSION 1470 W x 580 D x 1240mm H
- SUPPLIED WITH HOSE AND REGULATOR
- AGA CERTIFIED
- APPROVED FOR NATURAL GAS CONVERSION

GALAXY BBQ SERIES



GALAXY
6 BURNER BBQ

MODEL NO.
BQ1090

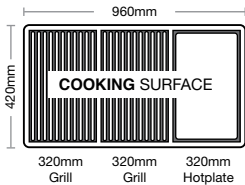


GALAXY
6 BURNER BBQ **NATURAL GAS**

MODEL NO.
BQ1090NG

- Powerful combined output of 100MJ/h (6 x 12MJ/h burners + 15MJ/h side burner + 13MJ/h rear burner)

- Powerful combined output of 112MJ/h (6 x 14MJ/h burners + 14MJ/h side burner + 14MJ/h rear burner)



Premium #304 Grade Stainless Steel 6 Burner BBQ with superior rust protection. stainless steel grill, hotplate and flame tamer, cast iron burners – large cooking area: 420 x 960mm with even heat distribution

the outdoors made easy



- #304 GRADE STAINLESS STEEL BBQ
- SUPPLIED FULLY ASSEMBLED
- #304 GRADE STAINLESS STEEL HOOD WITH GLASS VIEWING WINDOW
- INTEGRATED HIGH OUTPUT SIDE BURNER
- TEMPERATURE GAUGE AND COOL TOUCH HANDLE
- ELECTRONIC IGNITION FOR EFFORTLESS LIGHTING
- STAINLESS STEEL HOTPLATE AND GRILLS
- CAST IRON BURNERS WITH INDIVIDUAL CONTROLS
- STAINLESS STEEL FLAME TAMERS FOR CONTROLLED HEAT DISTRIBUTION
- CERAMIC REAR BURNER FOR HEALTHY ROTISSERIE COOKING
- COMPLETE WITH STAINLESS STEEL WARMING RACK
- CONVENIENT INTERNAL LIGHTS AND BLUE LEDs ABOVE CONTROL KNOBS
- SUPPLIED WITH HOSE AND REGULATOR
- DIMENSION 1470 W x 580 D x 530mm H
- AGA CERTIFIED AND APPROVED FOR NATURAL GAS CONVERSION
- INCLUDES HANGING BRACKETS OR ADJUSTABLE FEET FOR MOUNTING PREFERENCE

GALAXY BBQ SERIES

 GALAXY 6 BURNER
BUILT IN **BBQ**

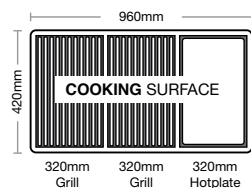
MODEL NO.
BQ1090B

 GALAXY 6 BURNER
BUILT IN BBQ **NATURAL GAS**

MODEL NO.
BQ1090BNG

- Powerful combined output of 100MJ/h
(6 x 12MJ/h burners + 15MJ/h side burner +
13MJ/h rear burner)

- Powerful combined output of 112MJ/h
(6 x 14MJ/h burners + 14MJ/h side burner +
14MJ/h rear burner)



The Gasmate Galaxy 6 Burner Built-In BBQ can be incorporated into any custom styled outdoor kitchen. A great outdoor kitchen starts and ends with a great BBQ as the centre piece of your inspired design.

the outdoors made easy

GALAXY BBQ SERIES

FLUSH MOUNT DROP-IN

 #304 GRADE STAINLESS STEEL BBQ

 SUPPLIED FULLY ASSEMBLED

 #304 GRADE STAINLESS STEEL LID

 ELECTRONIC IGNITION FOR EFFORTLESS LIGHTING


 SATIN ENAMEL CAST IRON REVERSIBLE PLATE AND STAINLESS STEEL GRILL

 STAINLESS STEEL BURNERS WITH INDIVIDUAL CONTROLS

 STAINLESS STEEL FLAME TAMERS FOR CONTROLLED HEAT DISTRIBUTION

 AGA CERTIFIED

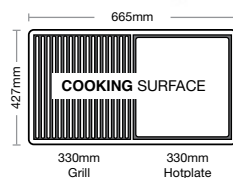
 APPROVED FOR NATURAL GAS CONVERSION

 GALAXY 4 BURNER
DROP-IN FLUSH MOUNT **BBQ** **MODEL NO. BQ1096**

- 4 Stainless steel burners
- Supplied with hose and regulator
- Powerful combined output of 54MJ/h (4 x 13.5MJ/h)
- DIMENSIONS **933mm W x 610mm D x 245mm H**

 GALAXY DROP-IN FLUSH
MOUNT NATURAL GAS **BBQ** **MODEL NO. BQ1096NG**

- 4 Stainless steel burners
- Powerful combined output of 54MJ/h (4 x 13.5MJ/h)
- DIMENSIONS **933mm W x 610mm D x 245mm H**



The Galaxy Drop-In BBQ can be incorporated into any custom designed outdoor kitchen. Create an island that you can cook with from both sides

MODULES CREATE YOUR OWN ENTERTAINING AREA



The Gasmate Galaxy Modules are easy to install and come assembled. They feature stylish integrated handles and black granite tops. There are also stainless steel professional range hoods and bar fridges to choose from, to really finish off your outdoor kitchen. *The possibilities are endless!*

the outdoors made easy



GALAXY
SINK, BIN AND STORAGE MODULE

MODEL NO.
BQ1091

Premium #304 grade stainless steel cabinet

- WELS Approved Hot and Cold Tap
- Supplied assembled
- DIMENSION **830mm W x 580mm D x 900mm H**



- ◀ **STYLISH INTEGRATED HANDLES** 
- ◀ **OUTDOOR SINK WITH MODERN FLICK TAP** 
- ◀ **LOCKING CASTORS AND STRAINING PLUG** 
- ◀ **BLACK GRANITE TOP** 
- ◀ **RUBBISH BIN** 

- **Interchangeable sink** – top can be moved from left to right depending on your kitchen layout



BLACK GRANITE TOPS WITH AN ABUNDANCE OF CONVENIENT STORAGE

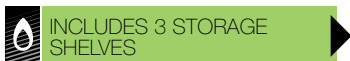
GALAXY BBQ SERIES

GALAXY
STORAGE MODULE

MODEL NO.
BQ1092

Premium #304 grade stainless steel cabinet

- Supplied assembled
- DIMENSION **830mm W x 580mm D x 900mm H**



GALAXY
3 DRAWER MODULE

MODEL NO.
BQ1093

Premium #304 grade stainless steel cabinet

- Supplied assembled
- DIMENSION **830mm W x 580mm D x 900mm H**














ADD AS MANY GALAXY MODULES AS NEEDED










the outdoors made easy

BAR FRIDGES












PREMIUM BAR FRIDGES GMF119F + GMF229F

-  SUPPLIED FULLY ASSEMBLED
-  FRONT VENTS ALLOW INSTALLATION IN CABINETRY
-  DESIGNED FOR OUTDOOR UNDERCOVER USE - IPX4 RATED
-  TRIPLE GLAZED GLASS DOORS WITH LOCK
-  HEATED DOOR REDUCES CONDENSATION
-  SELF CLOSING DOOR WITH MAGNETIC SEAL
-  DURABLE #304 GRADE MIRROR STAINLESS STEEL INTERIOR FINISH
-  ELEGANT #430 GRADE BRUSHED STAINLESS STEEL EXTERIOR FINISH
-  ADJUSTABLE THERMOSTAT AND INTERNAL LIGHTS
-  COMPRESSOR REFRIGERATOR WITH LOW NOISE OPERATION
-  HEIGHT ADJUSTABLE FEET

STANDARD BAR FRIDGES GMF118D + GMF228D

-  SUPPLIED FULLY ASSEMBLED
-  COMPRESSOR REFRIGERATOR
-  ELEGANT #430 GRADE BRUSHED STAINLESS STEEL EXTERIOR FINISH
-  LOW NOISE OPERATION
-  ADJUSTABLE THERMOSTAT
-  DURABLE #304 GRADE MIRROR STAINLESS STEEL INTERIOR FINISH
-  DOUBLE GLAZED GLASS DOORS WITH LOCK
-  HEIGHT ADJUSTABLE FEET
-  INTERNAL LIGHTS

DUAL ZONE PREMIUM BAR FRIDGE GMF200

-  SUPPLIED FULLY ASSEMBLED
-  BEER SECTION TEMP 2°C - 5°C
WINE SECTION TEMP 8°C - 18°C
-  LOW NOISE OPERATION WITH TWIN FAN AIRFLOW
-  ADJUSTABLE THERMOSTAT WITH LED TEMP INDICATORS - 1 PER SIDE
-  DESIGNED FOR OUTDOOR UNDERCOVER USE - IPX4 RATED
-  FRONT VENTS ALLOW INSTALLATION IN CABINETRY
-  TRIPLE GLAZED GLASS, SELF CLOSING DOORS WITH MAGNETIC DOOR SEAL
-  INDIVIDUAL INTERNAL LIGHTS - 1 PER SIDE
-  HEATED DOOR REDUCES CONDENSATION
-  ADJUSTABLE FEET, SHELVES AND RACKS
-  ELEGANT #430 GRADE BRUSHED STAINLESS STEEL EXTERIOR FINISH

1 DOOR PREMIUM
BAR FRIDGE **118L** **MODEL NO. GMF119F**

- Use on its own or as part of the Gasmate Galaxy BBQ Series outdoor kitchen (with special top sold separately)
- **503mm W x 503mm D x 850mm H**

2 DOOR PREMIUM
BAR FRIDGE **228L** **MODEL NO. GMF229F**

- Use on its own or as part of the Gasmate Galaxy BBQ Series outdoor kitchen (with special top sold separately)
- **903mm W x 503mm D x 850mm H**

1 DOOR
BAR FRIDGE **118L** **MODEL NO. GMF118D**

- Use on its own or as part of the Gasmate Galaxy BBQ Series outdoor kitchen (with special top sold separately)
- **503mm W x 503mm D x 850mm H**

2 DOOR
BAR FRIDGE **228L** **MODEL NO. GMF228D**

- Use on its own or as part of the Gasmate Galaxy BBQ Series outdoor kitchen (with special top sold separately)
- **903mm W x 503mm D x 850mm H**

2 DOOR PREMIUM
DUAL ZONE BAR FRIDGE **200L** **MODEL NO. GMF200**

- Use on its own or as part of the Gasmate Galaxy BBQ Series outdoor kitchen (with special top sold separately)
- **903mm W x 503mm D x 850mm H**

* TESTED AND APPROVED TO AUSTRALIAN STANDARDS



1 DOOR PREMIUM BAR FRIDGE

GMF119F



2 DOOR PREMIUM BAR FRIDGE

GMF229F



1 DOOR BAR FRIDGE

GMF118D



2 DOOR BAR FRIDGE

GMF228D



2 DOOR DUAL ZONE PREMIUM BAR FRIDGE

GMF200

SPECIAL TOP for Gasmate Bar Fridges to bring height of fridge up to the same height as the GALAXY BBQ SERIES and Modules

- Stainless steel fascia with black granite top so that fridge integrates perfectly into your GALAXY OUTDOOR KITCHEN



GALAXY
2 DOOR BAR FRIDGE TOP

MODEL NO.
BQ1095



GALAXY
1 DOOR BAR FRIDGE TOP

MODEL NO.
BQ1094

Gasmate

20000

20000

20000

RANGEHOODS

WITH A CHOICE OF WALL AND CEILING MOUNTED DESIGNS, OUR RANGE GIVES YOU EVERY OPTION AVAILABLE FOR YOUR CUSTOM KITCHEN FINISH



HIGH POWERED FANS



STAINLESS STEEL FILTERS



1.8 WATT LED LIGHTS



PROFESSIONAL 148cm
PRO RANGEHOOD

MODEL NO.
GRHL

WALL MOUNTED

- 150mm diameter flexible ducting x 3
- Minimum 1200mm from BBQ cooking surface to Rangehood
- Noise level \leq 90 dba
- Weight: 62Kg
- DIMENSIONS 1480mm W x 800mm D



3000m³/hr EXTRACTION CAPACITY



MARINE GRADE #316 STAINLESS STEEL



STAINLESS STEEL BAFFLE FILTERS DISH-WASHER PROOF



INDIVIDUAL 3 SPEED PUSH BUTTON FAN CONTROLS



6 X LED LIGHTS, 12V – 1.8W



3 X 1000 WATT MOTORS



WALL MOUNT





PROFESSIONAL 120cm PRO RANGEHOOD

MODEL NO.
GRHM



2000m³/hr EXTRACTION
CAPACITY



MARINE GRADE #316
STAINLESS STEEL



STAINLESS STEEL BAFFLE
FILTERS DISHWASHER PROOF



INDIVIDUAL 3 SPEED PUSH
BUTTON FAN CONTROLS



4 X LED LIGHTS, 12V – 1.8W



2 X 1000 WATT MOTORS



WALL
MOUNT

WALL MOUNTED

- 150mm diameter flexible ducting x 2
- Minimum 1200mm from BBQ cooking surface to Rangehood
- Noise level ≤ 80 dba
- Weight: 40Kg
- DIMENSIONS **1200mm W x 800mm D**



PROFESSIONAL 120cm RANGEHOOD

MODEL NO.
GRHS



2000m³/hr EXTRACTION
CAPACITY



MARINE GRADE #316
STAINLESS STEEL



STAINLESS STEEL BAFFLE
FILTERS DISHWASHER PROOF



INDIVIDUAL 3 SPEED PUSH
BUTTON FAN CONTROLS



4 X LED LIGHTS, 12V – 1.8W



2 X 1000 WATT MOTORS



WALL
MOUNT

WALL MOUNTED

- 150mm diameter flexible ducting x 2
- Minimum 1200mm from BBQ cooking surface to Rangehood
- Noise level ≤ 80 dba
- Weight: 56Kg
- DIMENSIONS **1200mm W x 600mm D**



PROFESSIONAL 120cm ISLAND PRO RANGEHOOD

MODEL NO.
GMHS



2000m³/hr EXTRACTION
CAPACITY



MARINE GRADE #316
STAINLESS STEEL



STAINLESS STEEL BAFFLE
FILTERS DISHWASHER PROOF



INDIVIDUAL 3 SPEED PUSH
BUTTON FAN CONTROLS



4 X LED LIGHTS, 12V – 1.8W



2 X 1000 WATT MOTORS



CEILING
MOUNT

CEILING MOUNTED / SUSPENDED

- 150mm diameter flexible ducting x 2
- Minimum 1200mm from BBQ cooking surface to Rangehood
- Noise level ≤ 80 dba
- Weight: 40Kg
- DIMENSIONS **1200mm W x 800mm D**



GALAXY BBQ SERIES



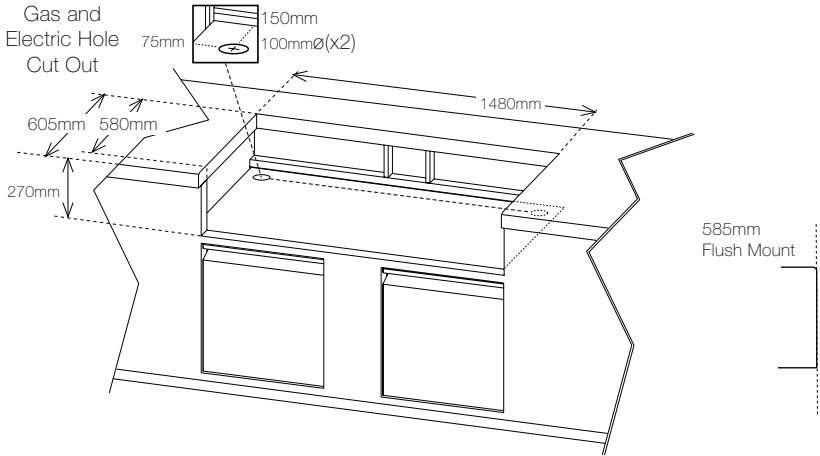
GALAXY
BUILT IN **BBQ**

MODEL NO.
BQ1090B



GALAXY
BUILT IN **NATURAL GAS**

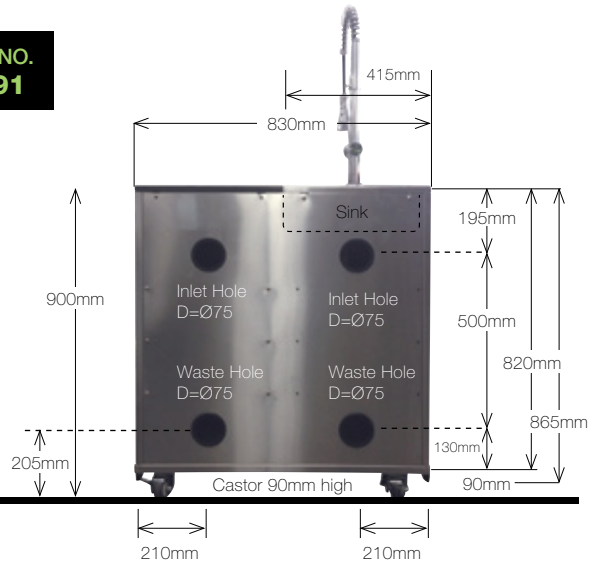
MODEL NO.
BQ1090NBG



GALAXY
SINK DRAIN & TAP PLUMBING

MODEL NO.
BQ1091

Sink Module Dimensions For Plumbing



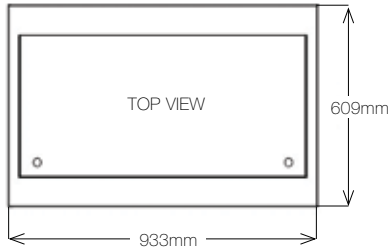
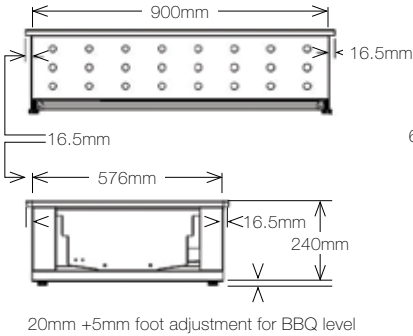
SINK PLUMBING AND CUSTOM CUT OUT DIMENSIONS FOR BUILT IN AND DROP IN

GALAXY ISLAND
DROP-IN FLUSH MOUNT BBQ

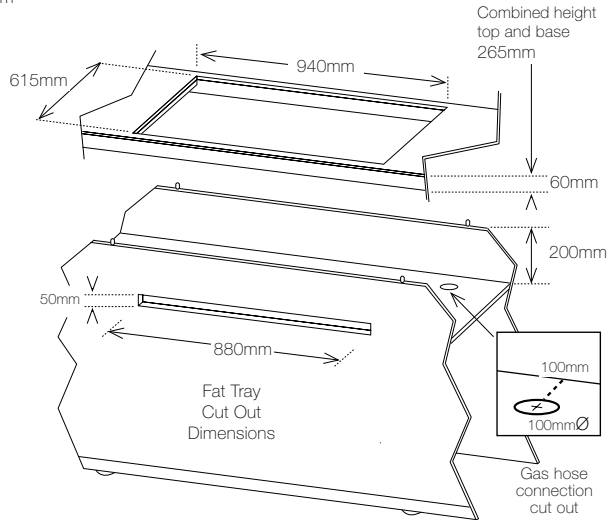
MODEL NO.
BQ1096

GALAXY DROP-IN FLUSH
MOUNT NATURAL GAS **BBQ**

MODEL NO.
BQ1096NG



Drop-In Module Cut Out Dimensions

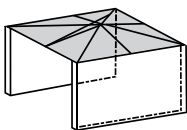


Under bench clearance 150mm all around side walls of BBQ

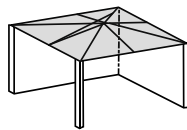
OUTDOOR USE ONLY

The following situations are considered to provide the natural ventilation required for an outdoor domestic barbecue to be used:

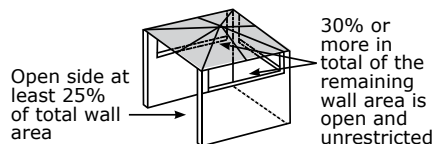
- Four open sides with a roof or overhead cover.
- Four enclosed sides (walls) without a roof or overhead cover.
- Two parallel walls or two walls at right angles to each other with a roof or overhead cover.
- Three walls, with the one open side being at least 25 per cent of the total perimeter and the remaining three walls having an area of 30 per cent or more of unrestricted opening, with a roof or overhead cover.



Parallel Walls



Right Angle Walls



Every Gasmate barbecue is designed to provide maximum performance and durability. You will find features that make your BBQ perform better, last longer and allow you to enjoy the outdoors much easier.



Premium #304 grade Stainless Steel finish – this premium finish provides superior rust protection.



Stainless Steel grill – gives you perfect grill marks and being stainless steel will be easy to clean.



Cast Iron burners with individual controls – give a consistent flame from front to back, providing even and efficient heat distribution. The individual controls give you precise heat control, allowing you to set your BBQ to the perfect temperature.



Stainless Steel flame tamers for controlled heat distribution – it protects the burner underneath and vapourises drippings for a great BBQ flavour.



Convenient internal lights and LEDs above the knobs – make BBQing easier and you'll be the envy of all your friends!

accessories

available to further extend your Galaxy BBQ Series



Rotisserie Kits

Turns your BBQ into a spit roaster



Covers

To keep your BBQ clean, dry and protected from the weather

BBQ Tools

To help you create a fantastic meal

AVAILABLE FROM

Find us on
Facebook



www.facebook.com/GasmateAustralia

Due to continual product development, the product you purchase may differ slightly from the ones shown here. Gasmate® is a registered trademark of Sitro Group Australia Pty. Ltd. www.gasmate.com.au and AberGas Ltd. Hamilton, N.Z. www.gasmate.co.nz *AS/NZS 60335.2:24

03452 11/16